



Quality Products. Service Excellence.

Type 4, 4X Stainless Steel Pushbutton Enclosures *1437SS Series*

Extra Deep



Application

- Designed to accept standard heavy duty oil tight pushbuttons, switches and pilot lights.
- Provides protection from dirt, dust, oil and water.

Standards

- UL 508A Type 4 and 4X
- CSA Enclosure 4 and 4X
- **Complies with**
 - NEMA Type 4 and 4X
 - IEC 60529, IP66
- Appropriate components are required to maintain these standards.

Construction

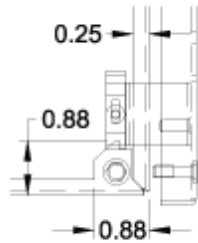
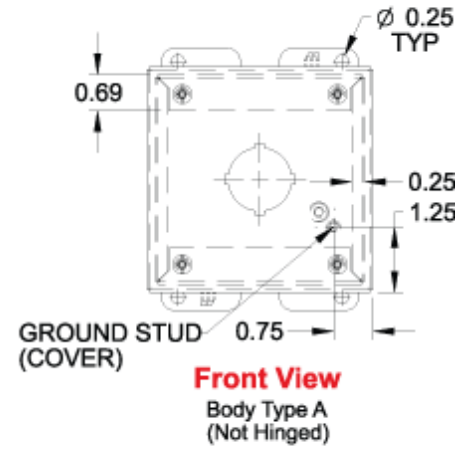
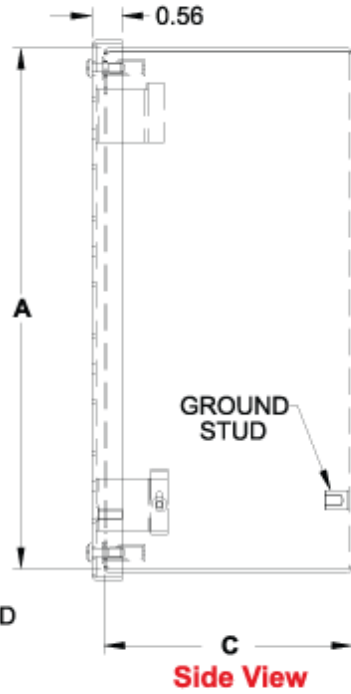
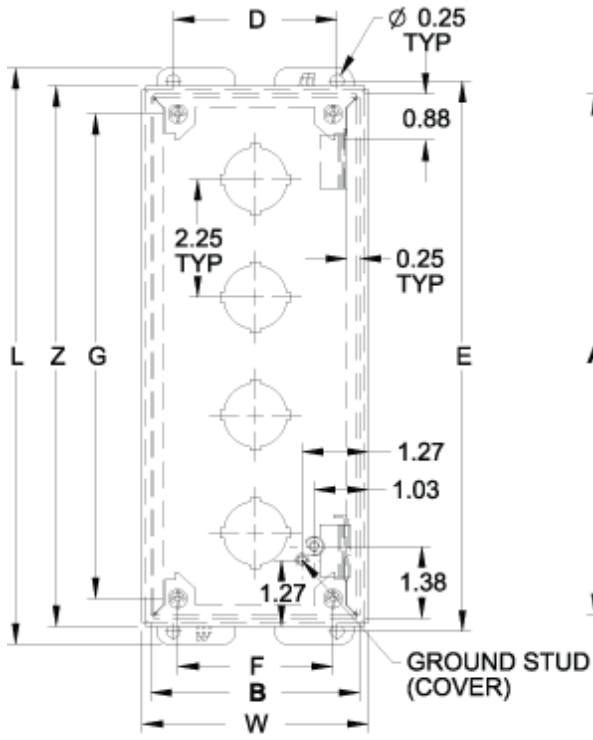
- Formed from 14 gauge steel except A which is 16 gauge.
- Smooth continuously welded seams.
- Welded brackets provide for enclosure mounting.
- Captive cover screws fasten into threaded, sealed wells.
- Larger enclosures provide internally hinged removable covers, designed to hold the cover open during wiring (see table).
- Oil resistant gasket and adhesive.
- A bonding stud is provided on the door and a grounding stud is provided on the enclosure.

Finish

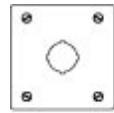
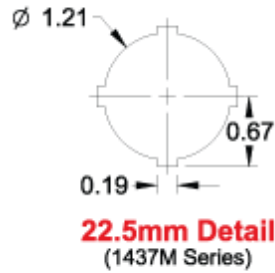
- Natural stainless steel with a smooth brushed finish.

Accessories

- Hole Plugs
- Ground Wire Kits
- Pedestal and Base



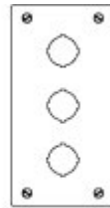
Hinge Detail
Retractable pin allows door to be mounted on left or right side



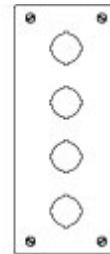
1



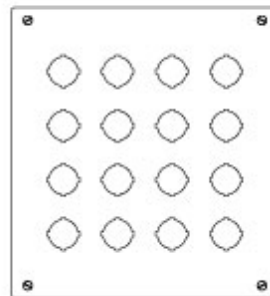
2



3



4



16

| Part No. | No. Of | Overall Dimensions | Z |
|----------|--------|--------------------|---|
|----------|--------|--------------------|---|

| 304 SS 22.5mm | 304 SS 30.5mm | 316 SS 22.5mm | 316 SS 30.5mm | Holes | A | B | C | D | E | F | G | Overall Dimensions | | Z |
|-----------------------|----------------------|------------------------|-----------------------|-------|-------|-------|------|------|-------|------|-------|--------------------|-------|-------|
| 304 SS 22.5mm | 304 SS 30.5mm | 316 SS 22.5mm | 316 SS 30.5mm | Holes | A | B | C | D | E | F | G | L | W | |
| 1437MSSA ¹ | 1437SSA ¹ | 1437MS16A ¹ | 1437S16A ¹ | 1 | 4.00 | 4.00 | 4.75 | 3.13 | 4.50 | 2.96 | 3.25 | 5.00 | 4.31 | 4.31 |
| 1437MSSB | 1437SSB | 1437MS16B | 1437S16B | 2 | 6.00 | 4.00 | 4.75 | 3.13 | 6.50 | 2.96 | 5.25 | 7.00 | 4.31 | 6.31 |
| 1437MSSC | 1437SSC | 1437MS16C | 1437S16C | 3 | 8.00 | 4.00 | 4.75 | 3.13 | 8.50 | 2.96 | 7.25 | 9.00 | 4.31 | 8.31 |
| 1437MSSD | 1437SSD | 1437MS16D | 1437S16D | 4 | 10.00 | 4.00 | 4.75 | 3.13 | 10.50 | 2.96 | 9.25 | 11.00 | 4.31 | 10.31 |
| - | 1437SSS | - | 1437S16S | 16 | 11.75 | 10.75 | 4.75 | 9.88 | 12.25 | 9.71 | 11.00 | 12.75 | 11.06 | 12.06 |

¹ Not hinged

Data subject to change without notice

© 2018. Hammond Manufacturing Ltd. All rights reserved.