



Quality Products. Service Excellence.

Type 4X Stainless Steel Two Door Floormount Enclosure *1422 N4 QT SS Series*

Continuous Hinge Door with Quarter Turn



Application

- Designed to house electrical, electronic, hydraulic or pneumatic controls and instruments.
- Provides protection where equipment may be hosed down or otherwise be very wet, or in specific applications where corrosion is a serious problem.

Standards

- UL 508A Type 3R, 4, 4X, and 12
- CSA Type 3R, 4, 4X, and 12
- Complies with
 - NEMA Type 3R, 4, 4X, 12 and 13
 - IEC 60529, IP66

Construction

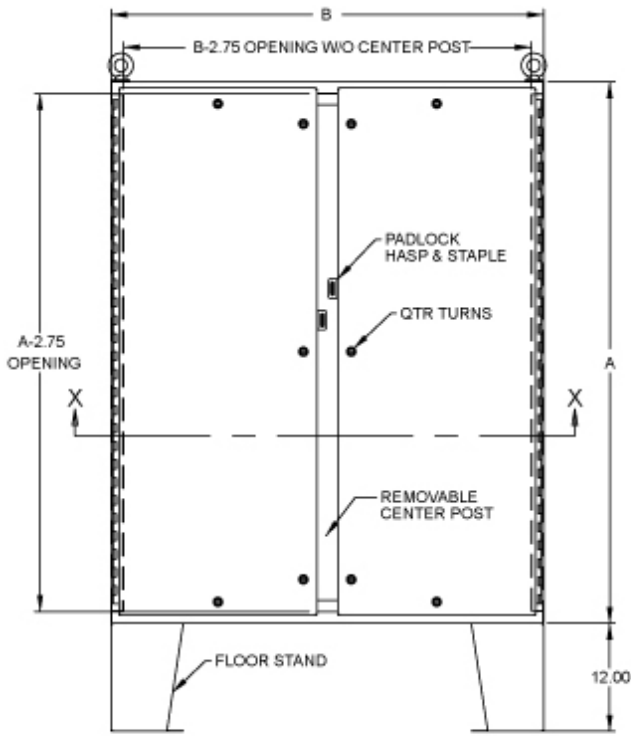
- Formed 12 gauge 304 or 316 stainless steel.
- Smooth, continuously welded seams without knockouts, cutouts or holes.
- Body stiffeners are provided in the larger enclosures for extra rigidity.
- Heavy duty stainless steel lifting eyebolts are provided with reinforcing support angles.
- Center post is removable for easy installation of the inner panel.
- Formed lip on door and top of enclosure opening exclude flowing liquids and contaminants.
- Continuously hinged doors may be removed by pulling the stainless steel hinge pin.
- Doors are secured with quarter turn latches.
- Provision for padlocking.
- 12" floor stands are welded to the enclosure.
- Seamless poured-in place gasket.
- Panel supports are provided for easy panel installation.
- Collar studs are provided for mounting inner panels.
- A bonding stud is provided on the door and a grounding stud is provided in the enclosure for each door.
- A literature pocket is provided.

Finish

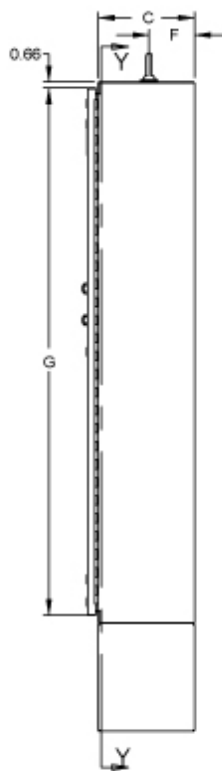
- Cover and enclosure are natural stainless steel with a smooth brushed finish.
- Removable inner panel is finished in white powder coating.

Accessories

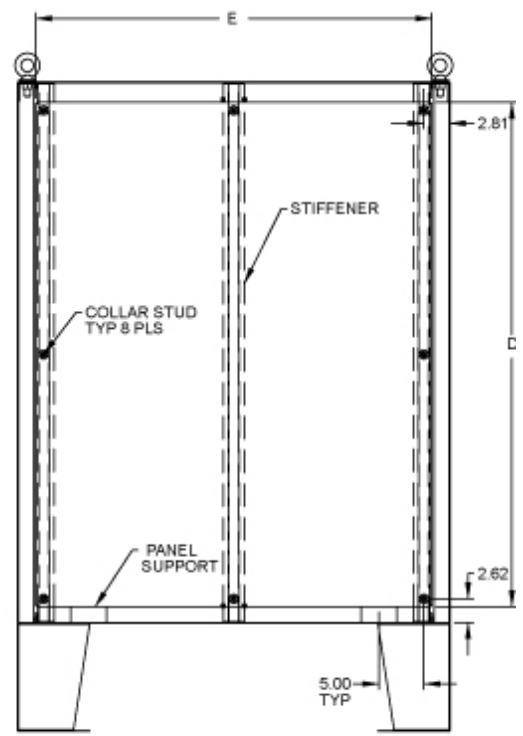
- Additional Inner Panels
- Barrier Kits for Type 4 Floormount
- Drip Shield Kit
- Window Kits
- Lighting
- Door Stop Kit
- Mechanical Interlock
- Quarter Turn Inserts and Keys
- Climate Control
- General Accessories



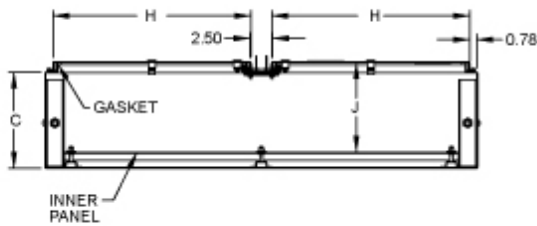
FRONT VIEW



SIDE VIEW



SECTION Y-Y



SECTION X-X

| 304 S.S. Part No. | 316 S.S. Part No. | A | B | C | Body Gauge | Panel Gauge | Panel Size | | D | E | F | G | H | J | Ship Wt. (lbs) |
|-------------------|-------------------|-------|-------|-------|------------|-------------|------------|-------|-------|-------|-------|-------|-----|---|----------------|
| 1422N4SSB12FQT | 1422N4S16B12FQT | 60.13 | 48.06 | 12.69 | 12 | 10 | 56.00 | 44.00 | 6.30 | 58.59 | 22.00 | 11.87 | 491 | | |
| 1422N4SSD12FQT | 1422N4S16D12FQT | 60.13 | 60.06 | 12.69 | 12 | 10 | 56.00 | 56.00 | 6.30 | 58.59 | 28.00 | 11.87 | 567 | | |
| 1422N4SSE12FQT | 1422N4S16E12FQT | 72.13 | 60.06 | 12.69 | 12 | 10 | 68.00 | 56.00 | 6.30 | 70.59 | 28.00 | 11.87 | 645 | | |
| 1422N4SSF12FQT | 1422N4S16F12FQT | 72.13 | 72.06 | 12.69 | 12 | 10 | 68.00 | 68.00 | 6.30 | 70.59 | 34.00 | 11.87 | 750 | | |
| 1422N4SSF24FQT | 1422N4S16F24FQT | 72.13 | 72.06 | 24.69 | 12 | 10 | 68.00 | 68.00 | 12.30 | 70.59 | 34.00 | 23.87 | 945 | | |

Data subject to change without notice

© 2018. Hammond Manufacturing Ltd. All rights reserved.