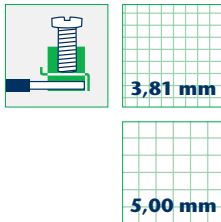
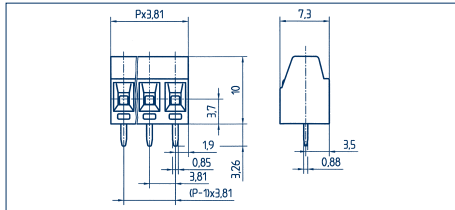



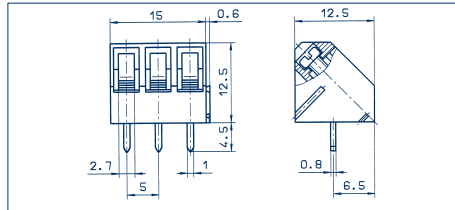

## Terminals



## PKZ 602/... /3,81-V vertical



## PK 300/... /5,00



## Drawings

### Connection principle

#### Dimensions

Spacing mm	3,81
Insulation stripping length mm	5,00
PCB hole diameter mm	1,10

#### Connection data

Single wire (solid) mm <sup>2</sup>	1,50
Stranded wire (flexible) mm <sup>2</sup>	1,00
Stranded wire (with ferrules) mm <sup>2</sup>	0,50

#### Rating

Rated voltage V	300 V
Rated current A	10 A
Cross section max. AWG/mm <sup>2</sup>	30-16
Rated surge voltage	—
Rated torque/Screw size	—
Contamination degree	—

#### Materials

Insulating material/Flammability class	PA 6.6 V0 / UL 94 V0
Temperature Range	-30°C / +105°C
Clamping part	CuZn
Clamping cage/Eccentric	—
Contact pin	—
Cage tension spring	—
Wire protection	—
Soldering lug	Cu
Contact Spring	—

#### Order information

Standard colour(s)	● green
(further colours on request, see page 5)	

	No. of poles	Cat.-No.	Qty.p.pck.
		● green (Ral 6018)	
	2	12878.1	50
	3	12879.1	50
	4	12880.1	50
	5	12881.1	50
	6	12882.1	50
	7	12883.1	50
	8	12884.1	50
	9	12885.1	50
	10	12886.1	50
	11	12887.1	50
	12	12888.1	50
	13	12889.1	50
	14	12890.1	50
	15	12891.1	50
	16	12892.1	50

### Strain-relief-clamp

Spacing mm	3,81
Insulation stripping length mm	5,00
PCB hole diameter mm	1,10
Single wire (solid) mm <sup>2</sup>	1,50
Stranded wire (flexible) mm <sup>2</sup>	1,00
Stranded wire (with ferrules) mm <sup>2</sup>	0,50

Rated voltage V	300 V
Rated current A	10 A
Cross section max. AWG/mm <sup>2</sup>	30-16
Rated surge voltage	—
Rated torque/Screw size	—
Contamination degree	—

Insulating material/Flammability class	PA 6.6 V0 / UL 94 V0
Temperature Range	-30°C / +105°C
Clamping part	CuZn
Clamping cage/Eccentric	—
Contact pin	—
Cage tension spring	—
Wire protection	—
Soldering lug	Cu
Contact Spring	—

	No. of poles	Cat.-No.	Qty.p.pck.
		● green (Ral 6018)	
	2	12878.1	50
	3	12879.1	50
	4	12880.1	50
	5	12881.1	50
	6	12882.1	50
	7	12883.1	50
	8	12884.1	50
	9	12885.1	50
	10	12886.1	50
	11	12887.1	50
	12	12888.1	50
	13	12889.1	50
	14	12890.1	50
	15	12891.1	50
	16	12892.1	50

### Strain-relief-clamp

Spacing mm	5,00
Insulation stripping length mm	7,00
PCB hole diameter mm	1,30
Single wire (solid) mm <sup>2</sup>	2,50
Stranded wire (flexible) mm <sup>2</sup>	1,50
Stranded wire (with ferrules) mm <sup>2</sup>	1,50

Rated voltage V	300 V
Rated current A	15 A
Cross section max. AWG/mm <sup>2</sup>	22-12
Rated surge voltage	—
Rated torque/Screw size	—
Contamination degree	—

Insulating material/Flammability class	PA 6.6 V0 / UL 94 V0
Temperature Range	-30°C / +105°C
Clamping part	CuZn
Clamping cage/Eccentric	—
Contact pin	—
Cage tension spring	—
Wire protection	—
Soldering lug	Cu
Contact Spring	—

	No. of poles	Cat.-No.	Qty.p.pck.
		● green (Ral 6018)	
		● dark grey (Ral 7016)	
	2	10313.1 10313.4	50
	3	10314.1 10314.4	50
	4	10315.1 10315.4	50
	5	10316.1 10316.4	50
	6	10317.1 10317.4	50
	7	10318.1 10318.4	50
	8	10319.1 10319.4	50
	9	10320.1 10320.4	50
	10	10321.1 10321.4	50
	11	10322.1 10322.4	50
	12	10323.1 10323.4	50
	13	12553.1 12553.4	50
	14	12554.1 12554.4	50
	15	12555.1 12555.4	50
	16	12556.1 12556.4	50
	17	12557.1 12557.4	50
	18	12558.1 12558.4	50
	19	12559.1 12559.4	50
	20	12560.1 12560.4	50
	21	12561.1 12561.4	50
	22	12562.1 12562.4	50
	23	12563.1 12563.4	50
	24	12564.1 12564.4	50

### Accessories

Marking

Page 126 - 129

Page 126 - 129